

Reaching your end-user with MIMAS



Jessica Eustace M.A., MLIS.

Reaching your end-user with MIMAS



- **AIMS:**
- To identify some of the problems which face researchers today.
- To briefly outline some of the cross disciplinary services available at MIMAS
- To illustrate how these services can be utilised or how they can influence each stage of the research process.

Reaching your end-user with MIMAS



- Structure of Research:
 1. Introduction
 2. Literature Search
 3. Methodology
 4. Results/Findings
 5. Analysis of Findings
 6. Conclusion

Reaching your end-user with MIMAS

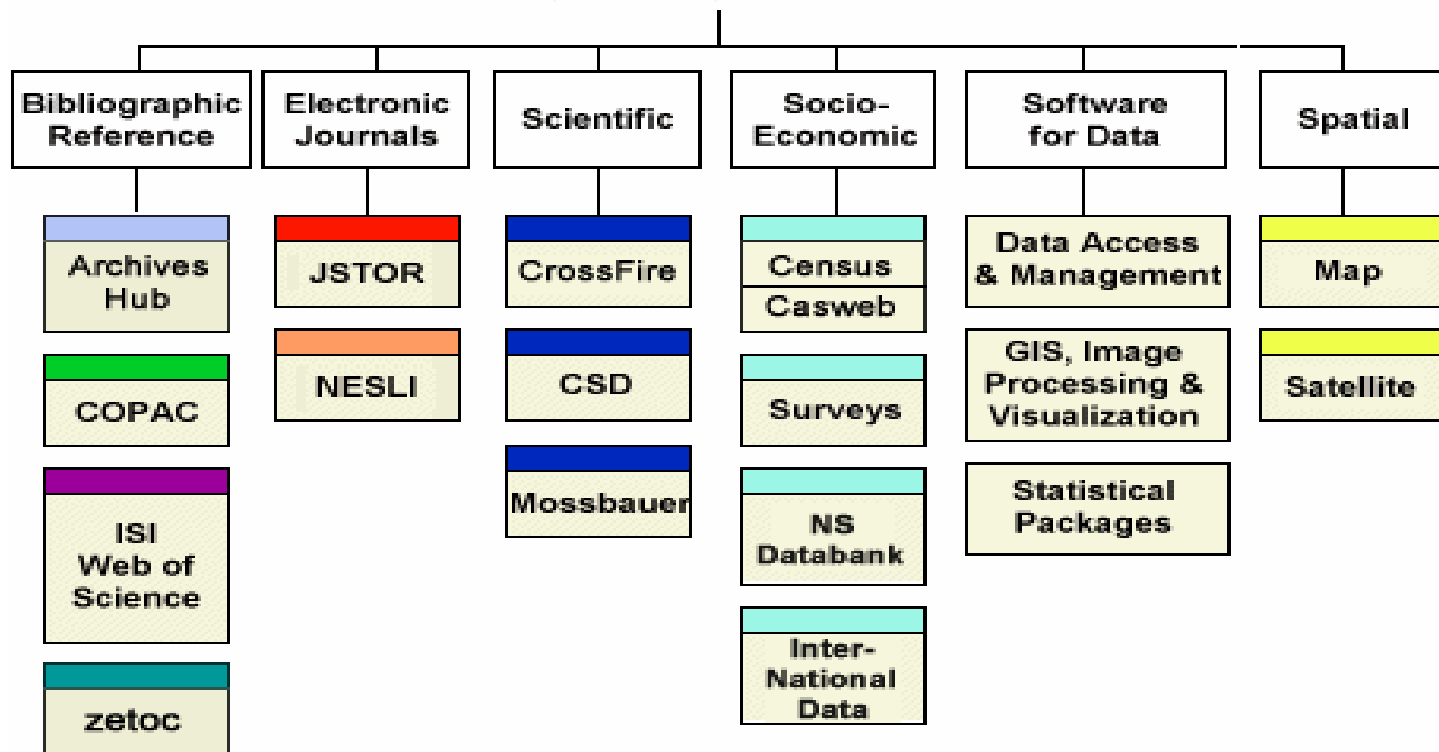


- **Who are we?**
- MIMAS is a JISC-supported national data centre run by Manchester Computing, at the University of Manchester, to provide the UK academic community with flexible online access to socio-economic, spatial and scientific data, and to bibliographic and electronic journal data services.
- **In addition MIMAS offers:**
 - Statistical analysis packages and visualization tools
 - Computing resources for storage and manipulation of data
 - Data sharing and gateway services
 - Specialist support and training
 - Manchester InforMation and Associated Services -

Reaching your end-user with MIMAS



MIMAS



Archives Hub

- The Archives Hub provides a single point of access to descriptions of archives held in UK Universities and Colleges.
- At present these are primarily at collection-level, although where possible they are linked to complete catalogue descriptions. The Archives Hub forms one part of the UK's National Archives Network, alongside related networking projects.
- The service is hosted at MIMAS on behalf of the Consortium of Research Libraries (CURL) and is funded by the Joint Information Services Committee (JISC). Systems development work is undertaken at the University of Liverpool.

The screenshot shows the Archives Hub website. At the top left is the logo 'archives HUB' with the tagline 'Revolutionising access to the archives of UK universities and colleges'. To the right, contact information includes 'Helpdesk email archiveshub@mimas.ac.uk', 'Phone +44 (0)161 275 6789', and a link to 'Please fill in our feedback form'. A navigation menu on the left contains links for 'Quick Search', 'Browse indexes', 'Advanced Search', 'Search help', 'About The Hub', 'Data Creation', 'Sitemap', 'Home', and 'Links'. The main content area features a search box with the prompt 'Quick Search: enter a few words in the box below:' and a 'Go' button. Below the search box are links for 'No frames?' and 'Help'. A section titled 'Collections of the Month' highlights the 'Scottish Brewing Archive' celebrating its 20th anniversary. At the bottom, logos for 'curl', 'Joint Information Systems Committee', 'MIMAS', and 'THE UNIVERSITY of LIVERPOOL' are displayed. Footer text states: 'The Archives Hub is one of the MIMAS services of Manchester Computing, University of Manchester. last updated April 16, 2002. Copyright © 2000-2002 The Archives Hub : Notices and disclaimers'.

COPAC

- **Free** access to the merged catalogues of major UK and Irish university research libraries
- Over 8 million records from 22 libraries, with more being loaded
- Records represent a variety of materials across most subject areas. Some include links to full-text documents made available by other services.
- Materials range in date from c.1100AD to the most recent documents. Some 300 languages are represented.
- Real-time local availability information is provided for some libraries. Records can be downloaded via email and imported into reference management software.



[About COPAC](#)
[Libraries](#)
[Userguides](#)
[FAQ page](#)
[User Support](#)
[Z39.50 access](#)
[Related Links](#)
[Feedback](#)

COPAC is a union catalogue. It provides *FREE* access to the merged online catalogues of the largest university research libraries in the UK and Ireland.

To start a COPAC search session select **Enter COPAC** below.

Enter COPAC

 **Job Advert: CURL Database MARC 21 Project Officer**
Details of the above one year post are available at: <http://www.lisjobnet.org.uk/jobs/fullid.html?id=A0208%2F47>

NEWS: Aberdeen catalogue load complete
We have completed loading the catalogue of the [University of Aberdeen Library](#). This brings to 22 the number of catalogues included in the COPAC database. (28th March 2002)

NEWS: * COPAC V3: an Experimental COPAC Interface *
An experimental version of COPAC is now available, called COPAC V3. Amongst other enhancements this allows you to search the COPAC database simultaneously with the catalogues of the [National Library of Scotland](#) and the [National Library of Wales/Llyfrgell Genedlaethol Cymru](#). (29th October)

To try COPAC V3 select the 'Enter COPAC V3' link below.

[Enter COPAC V3](#) experimental interface.

If you try the new interface please [get in touch](#) and tell us what you like/dislike so we can feed this into the development process.

Notes:

ISI Web of Science

- Comprised of 3 central databases: SCI, SSCI, AHCI and an additional database ISI Proceedings.
- Features a wide range of journals.
- Backward and forward citation searching.
- Records include:
 - articles (including any references cited), abstracts, editorials, letters, reviews
- Additional products include JCR, CCC, BIOSIS, DII
- Additional services: Holdings and Linkage



The screenshot shows the ISI Web of Science website interface. At the top, there is a logo for ISI Web of Science, which includes a globe icon and the text "ISI Web of SCIENCE. Powered by ISI Web of KnowledgeSM". Below the logo, there are navigation links: "WoS | Proceedings | News | Overview | Training | Support | FAQ".

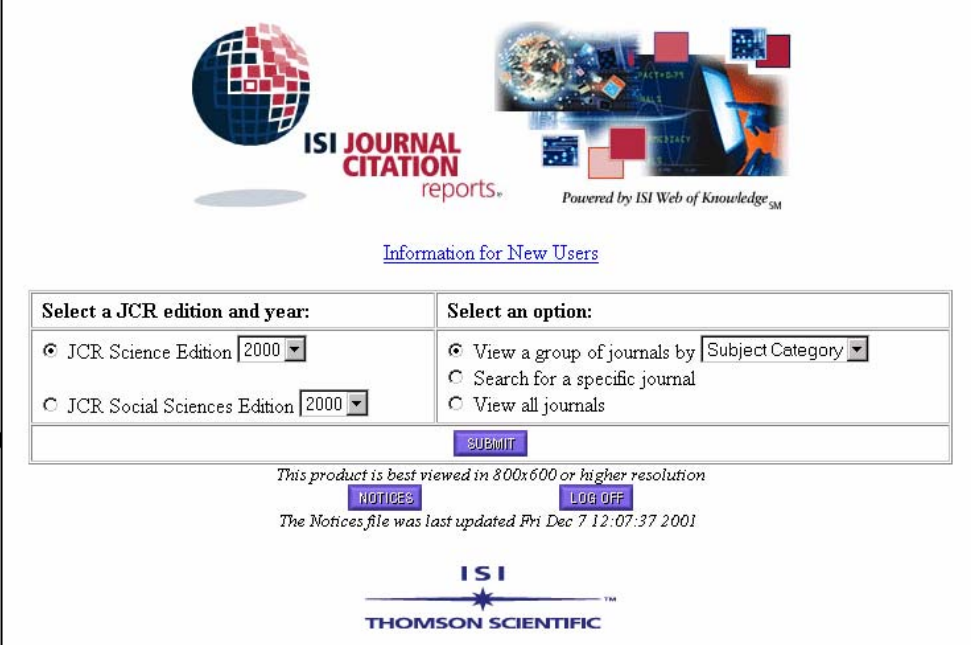
On the left side, there is a vertical menu with buttons for "WoS", "Proceedings", "Transition", "News", "Overview", "Training", "Documents", "Support", and "FAQ".

The main content area has a yellow background and contains the following text:

- * [Announcement - Athens Single Sign On for ISI Web of Science Launched](#) *
- Welcome to the ISI Web of Science Service for UK Education.
- Login:
- Last data updates: WoS 13 April 2002 - Proceedings 12 April 2002 ([update history](#))
- To subscribe see information on the [CHEST pages](#).
[Current list of licensed institutions](#)
- Related ISI Products: [Journal Citation Reports](#)
[Current Contents Connect](#)
[Biosis Previews](#)
[Derwent Innovations Index](#)
[ISI Highly Cited.com](#)
- *[Free ISI Web of Science - Trials Available](#)*

Journal Citation Reports

- JCR one of ISI's additional Products
- This tool allows users to see which journals have been cited the most.
- This will help them determine which journals are the most pertinent and useful in the search for valued peer reviewed articles to support their work.
- It can be used in conjunction with zetoc during the creation of the journal alerting list based on the data gathered from this point



The image shows the ISI Journal Citation Reports web interface. At the top, there is a logo consisting of a globe with a grid of red and blue squares, and the text "ISI JOURNAL CITATION reports." To the right of the logo is a graphic of a globe with various data points and a laptop. Below the logo is the text "Powered by ISI Web of Knowledge SM".

Below the logo and graphic is a link: [Information for New Users](#)

The main content area is a form with two columns:

Select a JCR edition and year:	Select an option:
<input checked="" type="radio"/> JCR Science Edition [2000 ▼]	<input checked="" type="radio"/> View a group of journals by [Subject Category ▼]
<input type="radio"/> JCR Social Sciences Edition [2000 ▼]	<input type="radio"/> Search for a specific journal
	<input type="radio"/> View all journals

Below the form is a [SUBMIT](#) button.

Below the submit button is the text: *This product is best viewed in 800x600 or higher resolution*


Below that text are two buttons: [NOTICES](#) and [LOG OFF](#).

Below the buttons is the text: *The Notices file was last updated Fri Dec 7 12:07:37 2001*

At the bottom of the page is the ISI logo, which consists of the letters "ISI" above a horizontal line with a star in the center, and the text "THOMSON SCIENTIFIC" below the line.

Derwent Innovations Index

- Derwent Innovations Index provides a unique access point into patent material over the last twenty years.
- Users can search through patents based on patent topic area and discover innovations within their desired subject area.
- The material within this tool is highly diverse. Many records also include the original patent drawings.



The screenshot shows the Derwent Innovations Index website. At the top left is a logo featuring a globe with a grid pattern. To its right is the text "DERWENT Innovations Index". Further right is a collage of images including a microscope, a person, and a document, with the patent number "WO7707654" overlaid. Below the collage is the text "Powered by ISI Web of KnowledgeSM". A navigation bar contains links for "Login", "News", "Overview", "Documentation", "Support", and "FAQ". On the left side, there is a vertical menu with buttons for "DII", "News", "Overview", "Documents", "Support", and "FAQ". The main content area has a yellow background and displays the text "Welcome to Derwent Innovations Index Service for UK Education." Below this is a "Login:" label followed by a "DII" button. At the bottom, it says "To subscribe see information on the [CHEST pages](#). [Current list of licensed institutions](#)".

ZETOC


- The **zetoc** service provides Z39.50-compliant access to the British Library's Electronic Table of Contents (ETOC).
- The database contains details of approximately 20,000 current journals and 16,000 conference proceedings published per year. The database covers the years from 1993 to date and is updated daily.
- **zetoc** Alert is a current awareness service which allows you to be emailed the table of contents from particular journals or receive details of articles which match some pre-defined search criteria such as an author's name or keywords from the title. These email Alerts are sent on the day the new data is loaded into the database.



The screenshot shows the ZETOC website homepage. At the top left is the ZETOC logo with the text 'Electronic Table of Contents' below it. To the right of the logo is the text 'Electronic Table of Contents from the British Library'. Below the logo is a navigation menu with links: Home, About zetoc, zetoc FAQ, Support, Z39.50 Access, News, Feedback, and Journal List. To the right of the navigation menu is a search box with a magnifying glass icon and the text 'Search the zetoc database'. The main content area has a heading 'Welcome to zetoc' followed by a bolded announcement: '***zetoc available to English NHS regions***'. Below this is a paragraph stating that from September 10th, ZETOC is available to English NHS regions, with a link to the NeLH web site. There is a section titled 'Eligibility' which explains that ZETOC is available free of charge to UK further and higher education institutions sponsored by the Joint Information Systems Committee (JISC), and also to Research Councils, Irish higher education institutions, and other UK FE and HE institutions upon payment of an annual fee. It provides links to 'eligible FE and HE institutions', 'subscribing sites', and the 'zetoc Helpdesk'. At the bottom, it mentions that members of eligible or subscribing institutions can search the ZETOC database or login to ZETOC Alert, with a link to instructions on how to set up a ZETOC Alert.

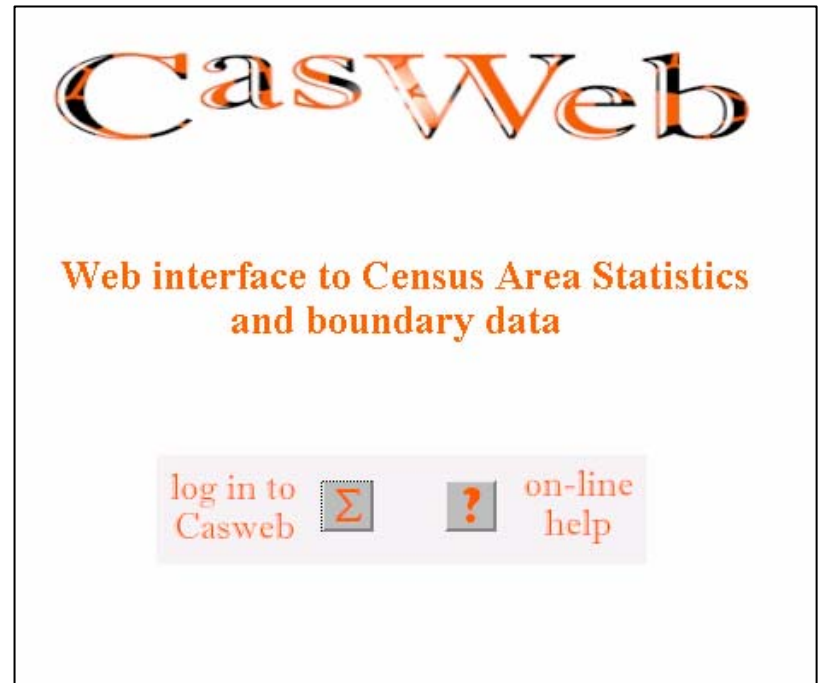
JSTOR

- JSTOR was established as an independent not-for-profit organization in August 1995.
- It is a retrospective collection of electronic full text articles the mirror service is hosted at MIMAS.
- JSTOR combines the advantages of page images with searchable full-text, and stores the data in both forms.
- There are currently over 1,300 participating institutions
- Full-text electronic archive collection of non-current issues of over 200 core scholarly journals
- Coverage starts with the very first issues (many dating from 1800s)
- Users can search, browse, print and save articles



CasWeb

- CasWeb is a web interface to statistics and related information from the 1991 United Kingdom Census of Population.
- These large and complex datasets comprise aggregate counts of persons and households for various geographical units.
- The Census SAS/LBS datasets contain over 10,000 items of information, which are arranged for convenience into tables. The CasWeb system has preserved this arrangement of the data.



Crossfire

- Most complete in-house chemical information service currently available. Electronic version of Beilstein/Gmelin chemical handbooks. Updated quarterly. Subscription required.
- 2 databases covering chemical literature since 1772
- Complete abstracts from organic literature since 1980
- 10 million chemical reactions



MIMAS CrossFire Service

Home | Site Map | Search

Email: crossfire@mimas.ac.uk | Tel: 0161 275 6109 | [Common Problem FAQ](#)

Home
[News](#)
[Overview](#)
[Registration](#)
[Software](#)
[Documentation](#)
[FirePower](#)
[Support](#)
[Related Links](#)

Welcome to the MIMAS CrossFire website, the online resource for the UK, Irish and Scandinavian CrossFire community.

CrossFire is a complete in-house chemical information solution, covering over 200 years of primary literature. The two databases, Beilstein (organic) and Gmelin (inorganic), collectively comprise more than 9 million organic, inorganic and organometallic compounds.

In order to use CrossFire, you must first [register](#)

- [Current list of sites](#) | [Is my site eligible?](#)

LATEST NEWS - updated 15/05/02

- [New Pricing for CrossFire for Small Institutions](#)
- [Beilstein Database Updated to BS0201](#)
- [CrossFire Training Courses - Places Still Available!](#)
- [Gmelin Database Updated to GM0104](#)
- [STOP PRESS - CrossFire Agreement Renewed!](#)
- **FirePower** FirePower - a new learning and teaching resource for CrossFire - released


JISCmail
JISCmail CrossFire mailing list

Landmap Project

- The Landmap project uses data from two different satellites, Landsat and SPOT.
- The Landsat, an American satellite, consists of 32 scenes covering the UK.
- The SPOT, a French satellite, is composed of 152 scenes and covers the UK and Republic of Ireland.



The screenshot shows the homepage of the Landmap Project website. The page has a blue header with the title "The Landmap Project" and a search box. A navigation menu on the left lists various sections: Home, News, Background, Products, Download, FAQ, Quality Assessment, Processing Software, Example Applications, Data, Status, Backups, Documentation, Gallery, Links, Project Team, and Contact. The main content area features the logos of The University of Manchester and UCL, a central graphic of the UK map with the text "LANDMAP Satellite Image and Elevation Maps of the UK", and a "Launched!" announcement. The announcement text states: "Following the successful completion of the Landmap Project the Manchester InforMation and Associated Services (MIMAS), The University of Manchester, University College London, and Eduserve are pleased to announce the release of the products and services produced by The Landmap Project and MIMAS to the Academic Community in the British Isles. These data sets are currently free up till July 2003." Below this, it provides links for subscribed institutions and license information, and a link to the introduction under the 'background' menu group.

Reaching your end-user with MIMAS



- Helpdesk Contact Details:
 - Archives Hub: archiveshub@mimas.ac.uk
 - COPAC: copac@mimas.ac.uk
 - CasWeb: census@mimas.ac.uk
 - Crossfire: crossfire@mimas.ac.uk
 - JSTOR: jstor@mimas.ac.uk
 - Landmap: info@mimas.ac.uk
 - NESLI: help@nesli.ac.uk
 - Web of Science: wos@mimas.ac.uk
 - ZETOC: zetoc@mimas.ac.uk

Reaching your end-user with MIMAS



- The full version of this presentation can be found on the web at the following url:
 - **<http://www.nesli.ac.uk/iassist2.ppt>**

Thank-you

<http://www.mimas.ac.uk>