

Applications in the Real World: The Counting California Experience with the DDI

Patricia Cruse

Ilona Einowski

Juri Stratford

IASSIST/IFDO 2001

Amsterdam, Netherlands

May 16, 2001

<http://countingcalifornia.cdlib.org>



California Digital Library



Integration, Integration, Integration

Table 6-0: POPULATION AND PERCENT DISTRIBUTION BY RACE AND HISPANIC ORIGIN - CALIFORNIA, 1998

Race and Hispanic Origin	Total population				Asian & Pacific Islander females			
	White	Black	Hispanic	%	White	Black	Hispanic	%
White	21,420,313	1,212,000	1,212,000	91.1	1,212,000	1,212,000	1,212,000	91.1
Black	1,212,000	1,212,000	1,212,000	5.4	1,212,000	1,212,000	1,212,000	5.4
Hispanic	1,212,000	1,212,000	1,212,000	5.4	1,212,000	1,212,000	1,212,000	5.4

Table 6-1: RACE BY SEX BY AGE

Quadrant 1: Over 64 years, Under 64 years, Male, Female

Age Group	Sex	White	Black	Hispanic	%
65 and over	Male	18,234,567	1,234,567	1,234,567	90.5
65 and over	Female	17,123,456	1,123,456	1,123,456	90.5

Table 6-2: State - Employees, Payroll, and Establishments by Industry: 1998...Con.

Industry	Number of employees		Payroll (\$1,000)		Total number of establishments	Number of establishments by employment-size class									
	1st quarter	Annual	1st quarter	Annual		1-4	5-9	10-19	20-49	50-99	100-249	250-499	500-999	1,000 or more	
Manufacturing & construction	4,420	52,280	242,138	1,153,771	174	100	74	29	5	-	-	-	-	-	
Wholesale & retail trade	4,420	52,280	242,138	1,153,771	174	100	74	29	5	-	-	-	-		

Table 6-3: FIPS, COUNTY90-003

Table 6-3: FIPS, COUNTY90-003

Table 6-4: FIPS, STATE-06, FIPS

Table 6-5: RACE BY SEX BY AGE

Quadrant 1: Over 64 years, Under 64 years, Male, Female

Age Group	Sex	White	Black	Hispanic	%
65 and over	Male	18,234,567	1,234,567	1,234,567	90.5
65 and over	Female	17,123,456	1,123,456	1,123,456	90.5

Table 6-6: Race/Ethnic Population with Age

Table 6-6: Race/Ethnic Population with Age

Race and Ethnicity	Total population				Asian & Pacific Islander females			
	White	Black	Hispanic	%	White	Black	Hispanic	%
White	21,420,313	1,212,000	1,212,000	91.1	1,212,000	1,212,000	1,212,000	91.1
Black	1,212,000	1,212,000	1,212,000	5.4	1,212,000	1,212,000	1,212,000	5.4
Hispanic	1,212,000	1,212,000	1,212,000	5.4	1,212,000	1,212,000	1,212,000	5.4

Table 6-7: State - Employees, Payroll, and Establishments by Industry: 1998...Con.

Industry	Number of employees		Payroll (\$1,000)		Total number of establishments	Number of establishments by employment-size class									
	1st quarter	Annual	1st quarter	Annual		1-4	5-9	10-19	20-49	50-99	100-249	250-499	500-999	1,000 or more	
Manufacturing & construction	4,420	52,280	242,138	1,153,771	174	100	74	29	5	-	-	-	-		
Wholesale & retail trade	4,420	52,280	242,138	1,153,771	174	100	74	29	5	-	-	-	-		

Table 6-8: RACE BY SEX BY AGE

Table 6-8: RACE BY SEX BY AGE

Quadrant 1: Over 64 years, Under 64 years, Male, Female

Age Group	Sex	White	Black	Hispanic	%
65 and over	Male	18,234,567	1,234,567	1,234,567	90.5
65 and over	Female	17,123,456	1,123,456	1,123,456	90.5



Data Discovery

- Provide multiple entry points into the data
 - Topic
 - Geography
 - Title
 - Provider
 - Search
- Integrate data from a variety of sources
- Provide standard display regardless of original format of data
- Ensure no data dead-ends – never return 0 results



[Home](#)

[About Us](#)

[Feedback](#)

[News](#)

[Help](#)

Information, facts, and data about the Golden State

Explore Information by: | [Topic](#) | [Geography](#) | [Title](#) | [Provider](#)

Help us evaluate Counting California by taking our [survey](#).

Search

Begin Search

Monthly Poll

What is your usual method of transportation to work?

- Drive alone
- Carpool
- Bus
- Subway
- Bicycle
- Other

Submit

[View Results](#) [Get Data](#)

Highlights

[by Topic](#): Check out the incredible array of topics for which we have the numbers — from the value of the state's anchovy fishery to...well...take a look!

[by Geography](#): Focus on an issue for a particular area — by county or city or a combination

[by Title](#): Data, we've got data! This tells you which piles of data (called datasets) we have

[by Provider](#): Here we list the data by the institutions providing it





Data Access

- Select one, multiple, or all Geographic Areas
- Select any Topic
- Retrieves all related Table titles from any dataset
- Create maps, graphs, charts
- Offer flexible display options



Select one, multiple or all...

Explore Information by Geography

The State



[All tables for the state](#)

Counties



[All counties](#)

Cities



[All cities](#)

[All cities within a county](#)

[One or more counties](#)

[One or more cities](#)



Select any Topic...

Agriculture and Natural Resources

[Farms and Farming](#), [Fishing](#), [Forestry and Lumber](#), [\(more\)](#)

Area and Geography

[Climate](#), [Land Area](#), [\(more\)](#)

Banking, Finance and Insurance

[Bank Deposits](#), [Bank Income](#), [Banking, Finance and Insurance Industry](#), [\(more\)](#)

Business and Industry

[Agriculture, Forestry, and Fishing Industry](#), [Construction Industry](#), [\(more\)](#)

Crime, Law Enforcement and Criminal Justice

[Crime Rates](#), [Prison Population](#), [\(more\)](#)

Education

[Educational Attainment](#), [Educational Expenditures](#), [Libraries](#), [\(more\)](#)

Elections

[Voter Registration](#), [Voter Participation](#)

Energy

[Fuel Distribution](#), [Home Heating Fuel](#), [\(more\)](#)

Government

[Government Earnings](#), [Government Employment](#), [Government Expenditures](#), [\(more\)](#)

Health and Vital Statistics

[Births](#), [Deaths](#), [Divorces](#), [\(more\)](#)

Housing Characteristics and Costs

[Bedrooms in Unit](#), [Condominium Status](#), [\(more\)](#)

Income, Poverty, and Expenditures

[Consumer Expenditures](#), [Earnings, Wages and Salaries](#), [\(more\)](#)

Prices and Cost-of-Living

[Consumer Price Indices](#), [Gross State Product](#), [\(more\)](#)

Public Assistance and Social Security

[Aid to Families With Dependent Children](#), [Children](#), [\(more\)](#)

Social Characteristics and Population

[Adopted Children](#), [African American](#), [Age](#), [\(more\)](#)

Transportation and Public Utilities

[Accidents](#), [Commuting and Carpooling](#), [\(more\)](#)

Work, Labor, and Employment

[Civilian Labor Force](#), [Class of Worker](#), [\(more\)](#)



Returns all related Table titles...

Results for Educational Attainment:

DEGREES CONFERRED IN 1998-99 IN THE FOUR SEGMENTS OF CALIFORNIA'S HIGHER EDUCATION

[Table: F2YR00 \(MS Excel file\)](#)

EDUCATIONAL ATTAINMENT

[Persons of Hispanic origin 25 years and over \(xml record: P059\)](#)

[Persons 18 years and over \(xml record: P060\)](#)

[Persons 25 years and over \(xml record: P057\)](#)

EDUCATIONAL ATTAINMENT - PERCENT PERSONS 25 YEARS AND OVER COLLEGE GRADUATES, 1990

[Table \(xml record: AAP28\)](#)

EDUCATIONAL ATTAINMENT - PERCENT PERSONS 25 YEARS AND OVER HIGH SCHOOL GRADUATES, 1990

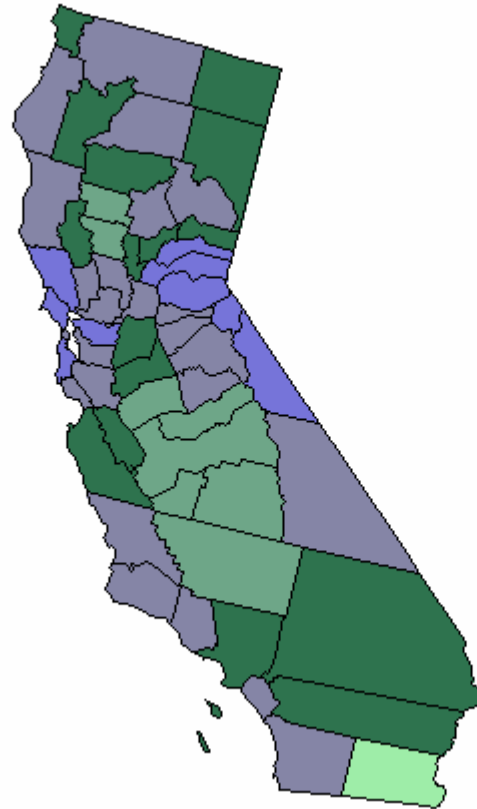
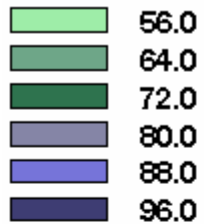
[Table \(xml record: AAP27\)](#)

EDUCATIONAL ATTAINMENT - PERSONS 25 YEARS AND OVER - BACHELOR'S, GRADUATE, OR PROFESSIONAL DEGREE

[Table \(xml record: ED970\)](#)



Create maps, graphs, charts...

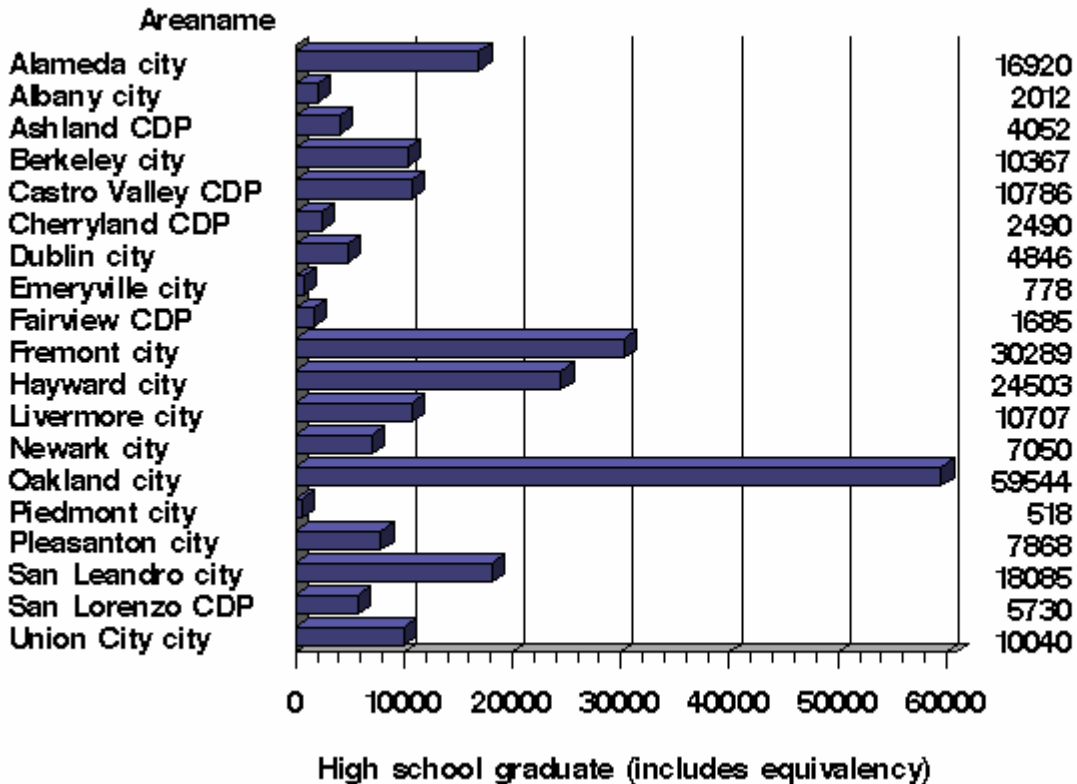


**Educational attainment
- percent
persons 25
years and
over high
school
graduates
1990**

1990



Create maps, graphs, charts...





Why use the DDI?

- We believe in the principle of a metadata standard
- We needed metadata to drive functionality
- We are committed to creating a shared resource



We believe in a standard

- Standardized DDI driven version is less labor intensive when incorporating changes
 - Early version of our system used many “hand edited” screens
 - Changes had to be tracked to ensure consistency on all screens
- Encourages sharing
- Allows a modular approach



Metadata drives functionality

- Thesaurus
 - Keywords – Study level – DDI Section 2
 - Concepts – Variable level – DDI Section 4
- Creation of citations
 - DDI Document
 - Source Document
 - *Counting California* (on-line version)
 - Table citations
- References to related materials
 - Help Files
- Searching
 - Find title
 - Find topic
 - Find producer
 - Find concept
- Labeling on tables and variables



Creating a sharable resource

- Our DDI metadata will be public
- Links to actual XML will be available from the web site
- We will encourage others to build upon our work in creating alternate applications



DDI elements

- Approximately 175 elements in the DDI
- *Counting California* uses 35 elements
 - Our list of elements grew
 - We created our own usage for NOTE elements
- The XML
 - Some was written using XMetal
 - Some was generated with PERL scripts
- We used a prototype of the DDI for aggregate data

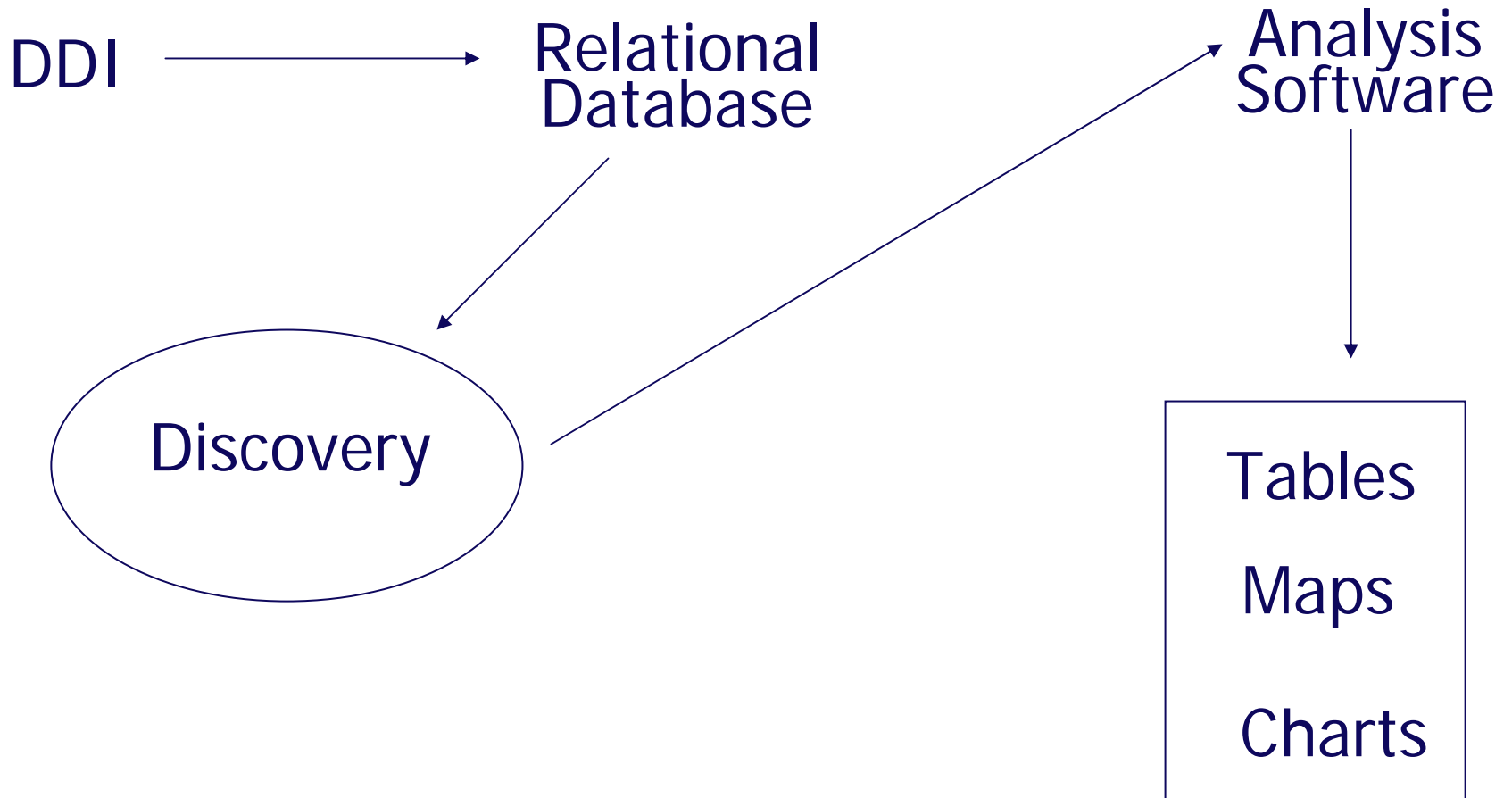


DDI Section2 Study Description

```
- <stdyDscr source="producer">
  <citation source="producer">
    - <titlStmt source="producer">
      <titl source="producer">2.1.1.1</titl>
    </titlStmt>
    <biblCit source="producer">2.1.7</biblCit>
    <notes source="producer">2.1.9</notes>
  </citation>
  - <stdyInfo source="producer">
    <subject source="producer">
      < keyword source="producer">2.2.1.1</keyword>
      <topcClas source="producer">2.2.1.2</topcClas>
    </subject>
    <abstract source="producer">2.2.2</abstract>
    - <sumDscr source="producer">
      <timePrd source="producer"
        event="single">2.2.3.1</timePrd>
      <geogCover
        source="producer">2.2.3.4</geogCover>
      <anlyUnit source="producer"> 2.2.3.6</anlyUnit>
      <universe source="producer"
        clusion="1">2.2.3.7</universe>
      <dataKind source="producer">2.2.3.8</dataKind>
    </sumDscr>
  </stdyInfo>
  - <method source="producer">
    - <dataColl source="producer">
      <timeMeth source="producer">2.3.1.1</timeMeth>
      <frequenc source="producer">2.3.1.3</frequenc>
    </dataColl>
  </method>
</stdyDscr>
</codeBook>
```



DDI feeds the system





Our experience with the DDI

We are pleased with the performance of the DDI in providing metadata to “power” *Counting California*

DDI elements do provide the functionality we desired

Development of *Counting California* (and the DDI) is an iterative process



Counting California

We have only just begun...

<http://countingcalifornia.cdlib.org>