

www.SourceOECD.org

Accessing OECD publications
has never been easier

James Kitchen

IASSIST/IFDO 2001 Amsterdam

Background

- Organisation for Economic Cooperation and Development
- Founded 1961
- 30 Member Countries
- Publisher of:
 - 200 Books
 - 25 Periodical Titles
 - 90 million Statistics

Situation in late 1990's

- Declining sales volume and revenue
 - Increased competition
 - Speed/reliability of delivery
- Partial solutions
 - OECD Direct
 - Online Bookshop
- How to stop the rot and grow the business?

Current Users - SourceOECD Portal

Latest Periodical link

Links to Periodicals and Statistics

ORGANISATION FOR ECONOMIC CO-OPERATION AND DEVELOPMENT

Welcome • About • Contact Us • Librarians • User Guide • OECD Home
Home • Periodicals • Statistics

Welcome to SourceOECD

Latest Periodical

OECD Economic Outlook

Themes

- Agriculture & Food
- Development
- Education & Skills
- Enterprise, Industry & Trade
- Environment & Sustainable Development
- Finance & Investment / Insurance & Pensions
- General Economics & Future Studies

New Improvements

As announced, we are pleased to have introduced some improvements to the service as from May 1st. The most important is the re-engineering of the **Periodicals Channel**. All periodicals are now delivered directly from SourceOECD and no longer via ingentaJournals. (All OECD publications are still available via ingentaJournals for those that prefer that service.) You will also find some improvements to the **Studies Channel**, the thematic areas in which our reports and monographs are gathered. In particular we are pleased to launch a new theme for our **Accounts** and **Historical Statistics** PDF editions. As ever, we welcome feedback from users on these changes and on any other aspects of SourceOECD. Our next major development will be **EasyLinking**, whereby librarians can build links to periodicals, themes and statistics from their OPACs.

Introduction

A brief introduction to SourceOECD and the books, reports, periodicals and statistical databases available. Who it is designed for? How can you get access? [more >](#)

News and Features

Registering with SourceOECD

First visit to SourceOECD?
Not sure how to register your subscription details with SourceOECD?

User Tools

Search

QUICK SEARCH
 [GO!](#)

[ADVANCED SEARCH >](#)

My SourceOECD

Welcome OECD user

[Log in or register as an individual user >](#)

OECDdirect

Free e-mail alerting service
[Sign up now >](#)
[Change my details >](#)

Online Bookshop

[Buy books and CD-ROMs >](#)
(My SourceOECD members receive discounts on books and CD-ROMs)


built by ingenta

Link to subject Themes

User Tools including Quick Search

New Users - Research Databases

your direct connection is from location 'bastion.oecd.org'
Enter with your personal username? **GO**

ingenta

the global research gateway

- my ingenta
research alerts, discussions, favorite journals **GO**
- quick search
for articles about in ...
online journal articles from **ingentaJournals**
journal articles with fax and online delivery from **UnCover**
medical articles with links for online delivery from **MEDLINE**
- enhanced search
ingentaJournals **UnCover** **MEDLINE**
- search ingentaJournals
for words in journal title **GO**
for titles beginning with **GO**
by subject area **GO**
by publisher **GO**
- more resources
Patents **e-prints** **Careers** **Events**

about ingenta
for librarians
for publishers
research alerts
site news
jobs @ ingenta
ingenta institute
help
contact us
logout

read 1,445,260
articles from 3,897
journals

Abstract

Author and Date of Publication

Title and Publisher

animalscience.com ingenta institute nutritiongate.com SourceOECD

Visibility Network - Other Channels

EBSCO Online



Infotrieve



Information Express



Maruzen



Minerva M/e/o/s



OCLC (Kinokuniya)



Rowe.com's K-store



SwetsnetNavigator



SourceOECD Home Page

ORGANISATION FOR ECONOMIC CO-OPERATION AND DEVELOPMENT

SourceOECD

Welcome • About • Contact Us • Librarians • User Guide • OECD Home
Home • Periodicals • Statistics

Welcome to SourceOECD

Click to go to Statistics Channel

Latest Periodicals
OECD Economic Outlook

Themes
Agriculture & Food
Development
Education & Skills
Emerging Economies
Employment
Energy
Enterprise, Industry & Trade
Environment & Sustainable Development
Finance & Investment / Insurance & Pensions
General Economics & Future Studies

...ed to have introduced some improvements to ... The most important is the re-engineering of ... All periodicals are now delivered directly from SourceOECD and no longer via the link to ingentaJournals. (All OECD publications are still available via ingentaJournals for those that prefer that service.) You will also find some improvements to the **Studies Channel**, the thematic areas in which our reports and monographs are gathered. In particular we are pleased to launch a new theme for our **National Accounts** and **Historical Statistics** PDF editions. As ever, we welcome feedback from users on these changes and on any other aspects of SourceOECD. Our next major development will be **EasyLinking**, whereby librarians can build links to periodicals, themes and statistics from their OPACs.

Introduction

A brief introduction to SourceOECD and the books, reports, periodicals and statistical databases available. Who it is designed for? How can you get access? [more >](#)

Registering with SourceOECD


First visit to SourceOECD?
Not sure how to register your subscription details with SourceOECD?

Search
QUICK SEARCH
 GO!
ADVANCED SEARCH >

My SourceOECD
Welcome OECD user
Log in or register as an individual user >
About My SourceOECD >

OECDdirect
Free e-mail alerting service
Sign up now >
Change my details >

Online Bookshop
Buy books and CD-ROMs >
(My SourceOECD members receive discounts on books and CD-ROMs)


built by ingenta

SourceOECD/Statistics Home Page

The screenshot shows the SourceOECD/Statistics Home Page. At the top, the text "ORGANISATION FOR ECONOMIC CO-OPERATION AND DEVELOPMENT" is displayed. The SourceOECD logo is on the left. A navigation bar contains links: Welcome, Home, About, Contact Us, Librarians, and Periodicals. The main heading is "OECD Statistics". A welcome message explains the channel and provides a "User Guide" link. A "Recently Updated Databases" section lists several statistics, with a red dot on "OECD Main Economic Indicators" and a yellow callout box pointing to it. The callout box contains the text "Click on Statistics title or theme". On the right, there are search boxes, a "My SourceOECD" section with a "Log in or register" link, an "OECDdirect" section with a "Sign up now" link, and an "Online Bookshop" section with a "Buy books and CD-ROMs" link. A red box highlights the search and user sections, with a callout box containing the text "Details about recently updates and free statistics". A vertical menu on the left lists various categories like "Aggregate Foreign Trade", "Agriculture & Food", etc.

SourceOECD

ORGANISATION FOR ECONOMIC CO-OPERATION AND DEVELOPMENT

Welcome • About • Contact Us • Librarians
Home • Periodicals

OECD Statistics

Welcome to the Statistics channel. In the left hand column choose the key term that fits your needs best to discover the available databases. There is more information about how to access our statistics in the User Guide (above).

In order to run SourceOECD Statistics, we recommend using a recent browser such as Microsoft Internet Explorer 5.0x or Netscape Communicator 4.6x. **Please note:** SourceOECD Statistics requires JavaScript to be enabled in your browser.

Recently Updated Databases

- Structure Statistics for Industry and Services - April 2001
- International Trade by Commodities Statistics - SITC Revision 3 - April 2001
- OECD Main Economic Indicators
- Aggregate Monthly
- Basic Science and Technology Statistics - March 2001
- Geographical Distribution of Financial Flows - February 2001

Aggregate Foreign Trade
Agriculture & Food
Bank Profitability
Economic Outlook
Education at a Glance
Employment
Fiscal Positions and Business Cycles
Globalisation
Indicators of Industrial Activity
Industrial Structure
Institutional Investors
International Development
International Migration
International Trade and Competitiveness
International Direct Investment

QUICK SEARCH
 GO!

ADVANCED SEARCH >

My SourceOECD
Welcome OECD user
Log in or register as an individual user >
About My SourceOECD >

OECDdirect
Free e-mail alerting service
Sign up now >
Change my details >

Online Bookshop
Buy books and CD-ROMs >
(My SourceOECD members receive discounts on books and CD-ROMs)

built by ingenta

Details about recently updates and free statistics

Click on Statistics title or theme

All Database names appear

SourceOECD << ●

ORGANISATION FOR ECONOMIC CO-OPERATION AND DEVELOPMENT

Welcome • About • Contact Us • Librarians • User Guide • OECD Home
Home • Periodicals • Statistics

SourceOECD ITCS International Trade by Commodities

Published by: Organisation for Economic Co-operation and Development

- **Tables** International Trade by Commodities - Harmonized System
- **Tables** International Trade by Commodities - SITC Revision 2
- **Tables** International Trade by Commodities - SITC Revision 3

List of databases within subject area

- ADVANCED SEARCH >
- My SourceOECD**
Welcome OECD user
Log in or register as an individual user >
About *My SourceOECD* >
- OECDdirect**
Free e-mail alerting service
Sign up now >
Change my details >
- Online Bookshop**
Buy books and CD-ROMs >
(*My SourceOECD* members receive discounts on books and CD-ROMs)


built by ingenta

'Tables' provides full list of contents



List of tables within database

SourceOECD ITCS International Trade by Commodities

Published by: Organisation for Economic Co-operation and Development

International Trade by Commodities - Harmonized System

Tables

Japan Harmonized System Vol 2000 release 01

[Details](#) [Data Availability](#)

Australia Harmonized System Vol 2000 release 01

[Details](#) [Data Availability](#)

Austria Harmonized System Vol 2000 release 01

[Details](#) [Data Availability](#)

Belgium-Luxembourg Economic Union Harmonized System release 01

[Details](#) [Data Availability](#)

Canada Harmonized System Vol 2000 release 01

Search

QUICK SEARCH

ADVANCED SEARCH >

My SourceOECD

Welcome OECD user

Log in or register as an individual user >

About My SourceOECD >

OECDdirect

Free e-mail alerting service

Sign up now >

Change my details >

Details brings up abstract and bibliographic information

'Details' gives full information about table

ORGANISATION FOR ECONOMIC CO-OPERATION AND DEVELOPMENT

SourceOECD

Welcome Home • About • Contact Us • Librarians • User Guide • OECD Home
Periodicals • Statistics

Data Availability

Title: Australia Harmonized System Vol 2000 release 01
SourceOECD ITC International Trade by Commodities, November 2008

OECD Organisation for Economic Co-operation and Development

Abstract:

This table provides detailed data for quantity and value (thousand U.S. dollars) for different partner countries. 6873 different products are classified according to the Harmonised Commodity Description and Coding System (HS Revision 1).

Note: The HS Rev. 1 is a very detailed classification system as it contains the most recent products on the market using 6-digit subheadings. However, data are available since 1990 only and are not comparable between commodity classification systems or revisions. Consequently, to obtain a consistent time series for a longer time period, it is recommended to use SITC Standard International Trade Classification (Rev. 2) for which historical data series are available in two tables from 1961 onwards.

YEARS COVERED: 1990 onward

Search
QUICK SEARCH
 GO!
ADVANCED SEARCH >
My SourceOECD
Welcome OECD user

Online Bookshop
Buy books and CD-ROMs >
(My SourceOECD members receive discounts on books and CD-ROMs)

built by ingenta

Full table title and last update date

Abstract details

'Beyond 20/20' software launched

The screenshot shows the SourceOECD web application interface. The top navigation bar includes the SourceOECD logo and a 'Help' button. A left sidebar contains menu sections: 'Selection' (FLOW, PARTNER, DATA, PRODUCT, TIME PERIOD), 'Options' (View Report, View Chart, Advanced), 'Languages' (Deutsch, Español, Français), and 'OECD Data Online' powered by Ivation Inc. with a 'Beyond 20/20' logo. The main content area displays a report title 'ITS [HS Rev.1]: Australia (1990-1999)' with a 'Notes' icon. Below the title is a search box for 'PARTNER' with 'Search' and 'Cancel' buttons. A 'Select All' checkbox is present. A tree view of selection variables is shown, including 'AAA: World', 'ATA: Antarctica', 'GRL: Greenland', 'XCF: Miscellaneous n.e.s.', 'XDA: Ships' supplies', 'XXX: Secret & Differences', and various 'Zone' categories (XMA: Europe, XMB: Africa, XMC: North America, XMD: Asia, XME: Oceania, XMF: Central and South America). Each variable has a 'Notes' icon. Red arrows point from text boxes to these elements: 'Dimension'/ category names points to the 'PARTNER' search box; 'Notes' icon denotes availability of metadata points to the 'Notes' icon next to the report title; and Selection variables points to the tree view.

SourceOECD

Help

Press [Continue](#) to display the report.

Selection

- FLOW
- PARTNER
- DATA
- PRODUCT
- TIME PERIOD

Options

- View Report
- View Chart
- Advanced


Languages


- Deutsch
- Español
- Français

OECD Data Online®
Powered by Ivation Inc.

Beyond 20/20
www.beyond2020.com

'Dimension'/ category names

ITS [HS Rev.1]: Australia (1990-1999) 

PARTNER 







Search for word or phrase:

Select All:

'Notes' icon denotes availability of metadata


[Continue](#)

Selection variables

- AAA: World
 - ATA: Antarctica
 - GRL: Greenland
 - XCF: Miscellaneous n.e.s.
 - XDA: Ships' supplies
 - XXX: Secret & Differences
 - XMA: Zone: Europe 
 - XMB: Zone: Africa 
 - XMC: Zone: North America 
 - XMD: Zone: Asia 
 - XME: Zone: Oceania 
 - XMF: Zone: Central and South America 

[Continue](#)

'View Report' produces following results

SourceOECD  Help

Selection

- FLOW
- PARTNER
- DATA
- PRODUCT
- TIME PERIOD


Options

- View Report
- View Chart
- Print
- Advanced

Languages


- Deutsch
- Español
- Français

OECD Data Online ©
Powered by Iovation Inc.



Rows per page: 25
Columns per page: 15

[Page Right](#) (Items 1-15 of 20)

ITS [HS Rev.1]: Australia (1990-1999) 

FLOW	Imports								
DATA	Value								
PRODUCT	Total								
TIME PERIOD	1990	1991	1992	1993	1994	1995	1996	1997	1998
PARTNER									
AAA:World	38,774,373.0	38,569,562.6	40,685,254.8	42,413,403.9	49,918,072.1	57,412,068.4	61,399,843.4	61,832,427.8	60,774,836.3
XCF:Miscellaneous n.e.s.	15,875.0	22,343.5	25,575.3	30,915.1	29,455.0	26,636.8	34,484.3	41,459.6	39,527.0
XMA:Zone: Europe	10,560,401.6	9,686,728.0	10,047,049.0	10,119,083.1	12,667,123.1	15,466,330.9	16,315,812.5	16,091,207.5	15,508,777.2
XMB:Zone: Africa	142,809.4	120,103.7	149,730.8	212,987.5	272,395.6	360,890.4	496,209.0	518,447.1	454,207.8
XMC:Zone: North America	10,225,252.1	10,142,707.0	9,931,044.0	9,880,306.3	11,937,367.4	13,790,014.5	15,587,486.2	14,703,940.3	14,759,744.1
XMD:Zone: Asia	15,529,346.7	16,293,184.4	18,081,544.9	19,492,457.6	21,831,536.3	24,226,326.5	25,131,605.4	26,709,984.3	26,757,260.8
XME:Zone: Oceania	1,876,923.7	1,907,808.8	2,077,178.8	2,288,415.4	2,737,248.6	2,972,842.5	3,308,493.3	3,284,587.6	2,905,913.7
XMF:Zone: Central and South America	423,764.4	396,687.2	373,131.7	389,238.8	442,946.1	569,026.9	525,752.7	482,801.3	349,405.8

View Chart

Table created from the latest available data

Graph format available

SourceOECD
Help

Selection

✓ FLOW
✓ PARTNER
DATA
PRODUCT
✓ TIME PERIOD

Options

View Report
▶ View Chart
Print
Advanced

Languages

Deutsch
Español
Français

OECD Data Online ©
Powered by Ivation Inc.




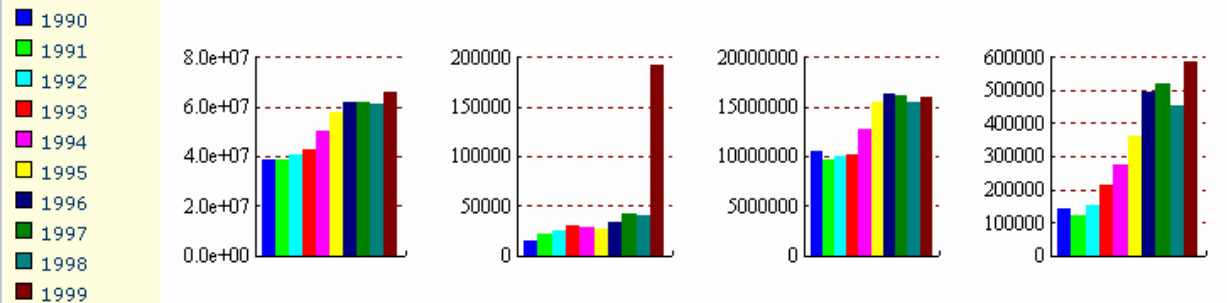
Chart type: Grouped bar

▶ [Page Right](#) (Columns 1-4 of 16)

Rows per page: 5

Columns per page: 4

ITS [HS Rev.1]: Australia (1990-1999)

FLOW	Imports			
PARTNER	AAA:World	XCF:Miscellaneous n.e.s.	XMA:Zone: Europe	XMB:Zone: Africa
DATA	Value	Value	Value	Value
PRODUCT	Total	Total	Total	Total
TIME PERIOD				
<ul style="list-style-type: none"> ■ 1990 ■ 1991 ■ 1992 ■ 1993 ■ 1994 ■ 1995 ■ 1996 ■ 1997 ■ 1998 ■ 1999 				

Future Developments

- Chapter/article
- Pay per view
- Inclusion of free data available
- Advanced Linking

Conclusion

- Positive market reaction
- Successful public/private partnership
- Increased visibility for OECD
 - Usage statistics
 - Greater accountability
- SourceOECD “...the beginning of a new trend in the dissemination of IGO publications.”